

Modem - PSI-MODEM-SHDSL/SERIAL - 2313669

Please be informed that the data shown in this PDF Document is generated from our Online Catalog. Please find the complete data in the user's documentation. Our General Terms of Use for Downloads are valid (<http://phoenixcontact.com/download>)




Industrial SHDSL extender for serial RS-232/422/485 interfaces, point-to-point and line structures, serial data transmission up to 2000 kbps on in-house cables, diagnostics via USB and LEDs, two configurable alarm outputs

Your advantages

- ✓ Distances up to 20 km
- ✓ RS-232, up to 230.4 kbps
- ✓ RS-422, up to 2000 kbps
- ✓ RS-485, up to 2000 kbps
- ✓ Robust modulation method (SHDSL)
- ✓ Two digital outputs for alerting external controllers
- ✓ Easy configuration
- ✓ For in-house cables



Key Commercial Data

Packing unit	1 pc
GTIN	 4 046356 509220
GTIN	4046356509220

Technical data

Note

Utilization restriction	EMC: class A product, see manufacturer's declaration in the download area
-------------------------	---

Dimensions

Width	35 mm
Height	99 mm
Depth	114.5 mm

Ambient conditions

Modem - PSI-MODEM-SHDSL/SERIAL - 2313669

Technical data

Ambient conditions

Ambient temperature (operation)	-20 °C ... 60 °C (for derating, see technical documentation)
Ambient temperature (storage/transport)	-40 °C ... 85 °C
Permissible humidity (operation)	10 % ... 95 % (non-condensing)
Permissible humidity (storage/transport)	10 % ... 95 % (non-condensing)
Altitude	5000 m (For restrictions see manufacturer's declaration)
Degree of protection	IP20
Noise immunity	EN 61000-6-2

General

Electrical isolation	DIN EN 50178 (VCC, RS-232 // RS-422, RS-485 // DSL (A) // DSL (B) // FE)
Test voltage data interface/power supply	1.5 kV _{rms} (50 Hz, 1 min.)
Electromagnetic compatibility	Conformance with EMC Directive 2014/30/EU
Noise emission	EN 55011
Net weight	339.4 g
Housing material	PA 6.6-FR
Color	green
MTBF	1004 Years (Telcordia standard, 25°C temperature, 21% operating cycle (5 days a week, 8 hours a day))
	199 Years (Telcordia standard, 40°C temperature, 34.25% operating cycle (5 days a week, 12 hours a day))
MTTF	693 Years (SN 29500 standard, temperature 25 °C, operating cycle 21 % (5 days a week, 8 hours a day))
	301 Years (SN 29500 standard, temperature 40 °C, operating cycle 34.25 % (5 days a week, 12 hours a day))
	121 Years (SN 29500 standard, temperature 40 °C, operating cycle 100 % (7 days a week, 24 hours a day))
Conformance	CE-compliant
ATEX	# II 3 G Ex nA nC IIC T4 Gc X (Please follow the special installation instructions in the documentation!)
UL, USA/Canada	cULus listed UL 508

Power supply

Nominal supply voltage	24 V DC ±5 % (as an alternative or redundant, via backplane bus contact and system current supply)
	5 V DC (configuration only, via mini-USB type B)
Supply voltage range	18 V DC ... 30 V DC
Typical current consumption	< 180 mA (24 V DC)
Connection method	COMBICON plug-in screw terminal block

Serial interface

Interface 1	V.24 (RS-232) interface in acc. with ITU-T V.28, EIA/TIA-232, DIN 66259-1
Interface	RS-232
Connection method	D-SUB 9 plug

Modem - PSI-MODEM-SHDSL/SERIAL - 2313669

Technical data

Serial interface

Transmission length	max. 15 m
Termination resistor	390 Ω - 180 Ω - 390 Ω (can be connected)
Conductor cross section solid min.	0.2 mm ²
Conductor cross section solid max.	2.5 mm ²
Conductor cross section flexible min.	0.2 mm ²
Conductor cross section flexible max.	2.5 mm ²
Conductor cross section AWG min.	24
Conductor cross section AWG max.	13
Data flow control/protocols	Software handshake, Xon/Xoff, hardware handshake (RTS/CTS), 3964R-compatible, Modbus (RTU/ASCII), transparent protocol - additional protocols supported
Serial transmission speed	0.11/0.3/1.2/2.4/4.8/9.6/19.2/38.4/57.6/115.2/230.4 kbps, NRZ
Interface 2	SHDSL interface according to ITU-T G.991.2.bis
Connection method	2 x 2-pos. COMBICON plug-in screw terminal blocks
Transmission length	up to 20 km (Depending on data rate and cable cross section)
Serial transmission speed	4-wire operation: 64 kbps ... 30 Mbps 2-wire operation: 32 kbps ... 15.3 Mbps
Interface 3	USB 2.0
Connection method	Mini-USB type B, 5-pos.
Transmission length	< 5 m (only for configuration and diagnostics)
Interface 4	RS-422 interface in acc. with ITU-T V.11, EIA/TIA-422, DIN 66348-1
Interface	RS-422
Connection method	Plug-in/screw connection via COMBICON
File format/coding	Serial asynchronous UART/NRZ, 7/8 data bits, 1/2 stop bits, 1 parity bit (even, odd, mark, space, none), 9/10/11-bit character length
Transmission length	≤ 1200 m
Termination resistor	390 Ω - 180 Ω - 390 Ω (can be connected)
Data flow control/protocols	Automatic control // Modbus RTU/ASCII
Serial transmission speed	1.2/2.4/4.8/7.0/9.6/19.2/38.4/57.6/75/93.75/115.2/136/187.5/375/500/1500/2000 kbps, NRZ
Interface 5	RS-485 interface, in acc. with EIA/TIA-485, DIN 66259-4/RS-485 2-wire
Interface	RS-485
Connection method	Plug-in/screw connection via COMBICON
File format/coding	Serial asynchronous UART/NRZ, 7/8 data, 1/2 stop, 1 parity, 10/11-bit character length
Transmission length	up to 1200 m
Termination resistor	390 Ω - 180 Ω - 390 Ω (can be connected)
Protocols supported	Transparent, including 3964R protocol
Data flow control/protocols	Automatic control // Modbus RTU/ASCII
Serial transmission speed	1.2/2.4/4.8/7.0/9.6/19.2/38.4/57.6/75/93.75/115.2/136/187.5/375/500/1500/2000 kbps, NRZ

Function

Modem - PSI-MODEM-SHDSL/SERIAL - 2313669

Technical data

Function

Management	User-friendly software: Guided configuration, plausibility checks, diagnostic functions, log book
Status and diagnostic indicators	LEDs: VCC (supply voltage), RD/TD (serial data traffic), ERR (errors), TERM (termination resistor active), RS-232 (RS-232 active) 2 x LINK / 2 x STAT (DSL data traffic port A and port B), DIAG (diagnostic messages)

Digital outputs

Output name	Digital output
Number of outputs	2
Voltage output signal	depending on the operating voltage
Current output signal	≤ 150 mA (Short-circuit-proof)

Standards and Regulations

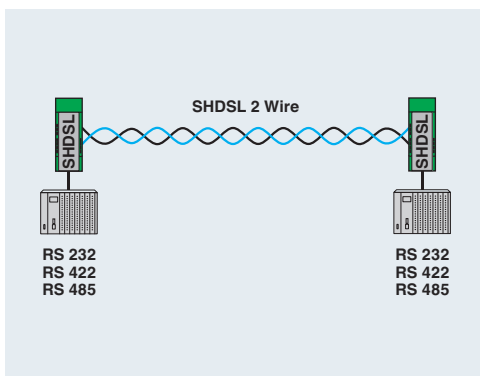
Electromagnetic compatibility	Conformance with EMC Directive 2014/30/EU
Noise emission	EN 55011
Noise immunity	EN 61000-6-2
Shock	15g in all directions in acc. with IEC 60068-2-27
Vibration (operation)	in acc. with IEC 60068-2-6: 5g, 150 Hz
Conformance	CE-compliant
ATEX	# II 3 G Ex nA nC IIC T4 Gc X
UL, USA/Canada	cULus listed UL 508
Noxious gas test	ISA-S71.04-1985 G3 Harsh Group A

Environmental Product Compliance

REACH SVHC	Lead 7439-92-1
China RoHS	Environmentally Friendly Use Period = 50
	For details about hazardous substances go to tab "Downloads", Category "Manufacturer's declaration"

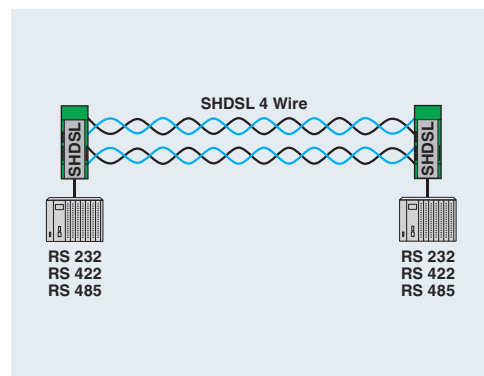
Drawings

Application drawing



Point-to-point connection (2-wire)

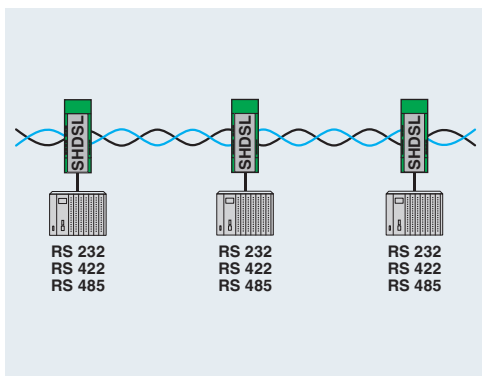
Application drawing



Point-to-point connection (4-wire)

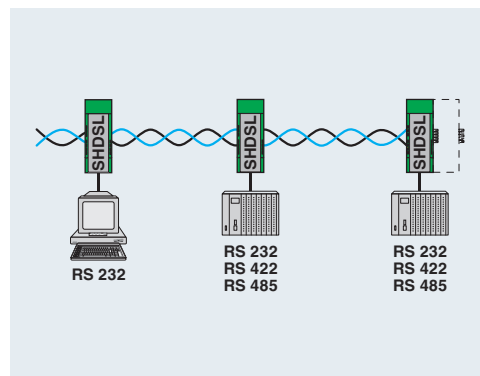
Modem - PSI-MODEM-SHDSSL/SERIAL - 2313669

Application drawing



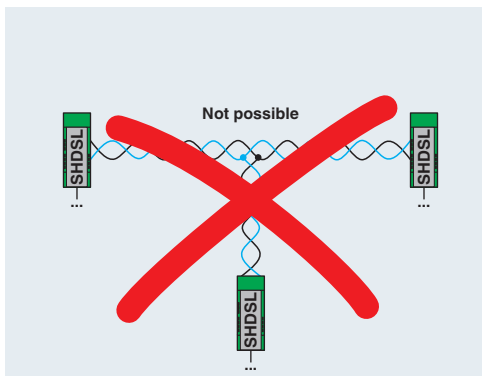
Linear structure (2-wire)

Application drawing



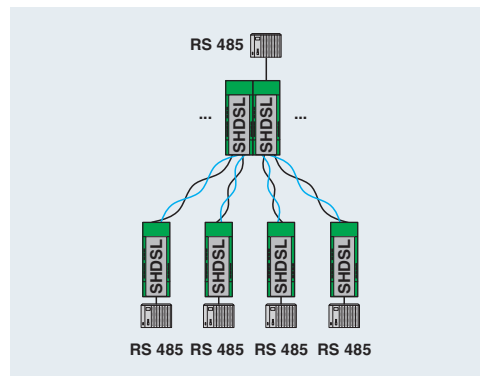
Linear structure (2-wire)

Application drawing



Multipoint communication via SHDSL not supported

Application drawing



Star structure via DIN rail connector

Approvals

Approvals

Approvals

UL Listed / cUL Listed / EAC / cULus Listed

Ex Approvals

ATEX

Approval details

UL Listed




<http://database.ul.com/cgi-bin/XYV/template/LISEXT/1FRAME/index.htm>


FILE E 238705

Modem - PSI-MODEM-SHDSL/SERIAL - 2313669

Approvals

cUL Listed		http://database.ul.com/cgi-bin/XYV/template/LISEXT/1FRAME/index.htm	FILE E 238705
------------	---	---	---------------

EAC		RU *- DE.A*30.B.01735
-----	---	--------------------------

cULus Listed	
--------------	---

Phoenix Contact 2019 © - all rights reserved
<http://www.phoenixcontact.com>

PHOENIX CONTACT GmbH & Co. KG
Flachsmarktstr. 8
32825 Blomberg
Germany
Tel. +49 5235 300
Fax +49 5235 3 41200
<http://www.phoenixcontact.com>